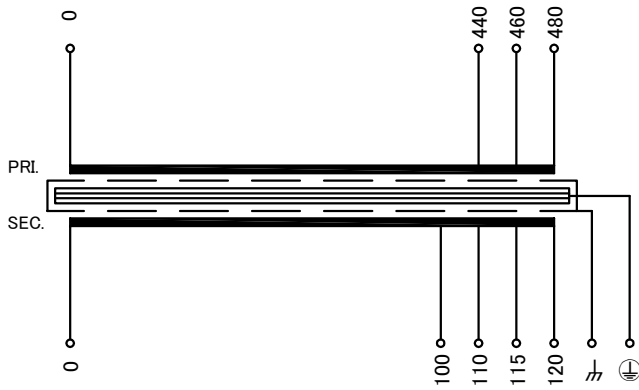
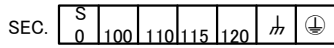
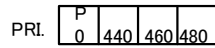


回路図  
Circuit Diagram



端子台配列 Terminal arrangement

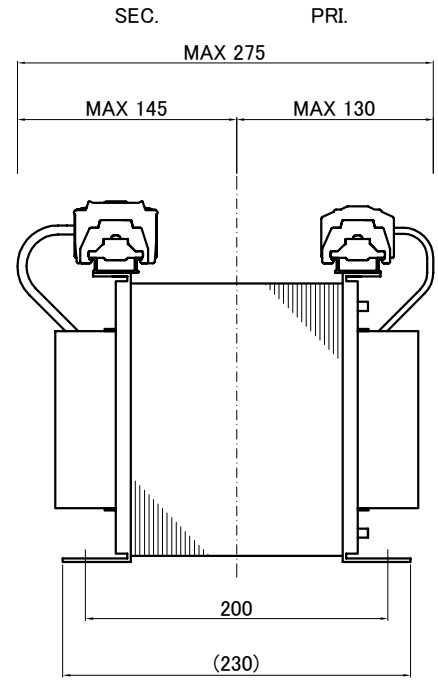
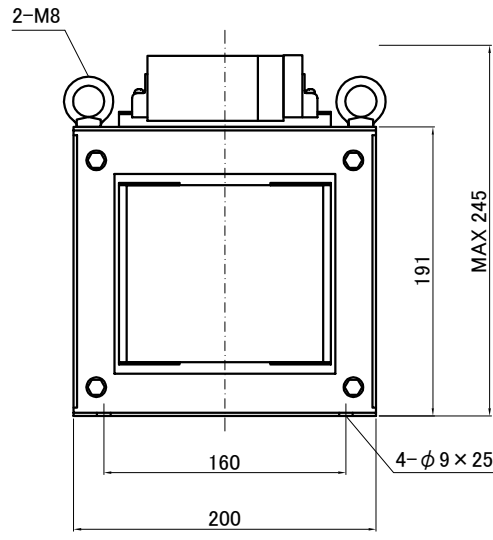
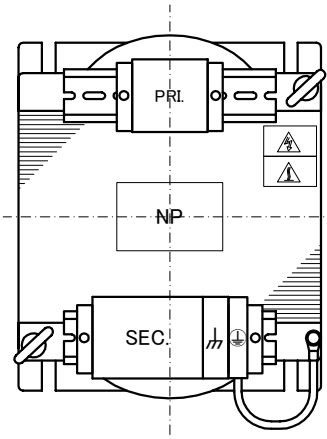


端子台 Terminal

(締付トルク Tightening Torque)  
 PRI. FPS-40 4P M4 (1.2~1.8N・m)  
 SEC. FPS-80 5P M5 (2.0~3.0N・m)  
 ⌘ FPS-80 1P M5 (2.0~3.0N・m)  
 ⊥ TFE40 1P M4 (1.4~1.8N・m)

仕様

|   |  |
|---|--|
| Specification                                 | 連続   |
| 定格 Rating                                     | 連続 Cont.   |
| 容量 Capacity                                   | 3kVA   |
| 相数 Phase                                      | 1~   |
| 周波数 Frequency                                 | 50/60Hz  |
| 1次電圧 Primary Volt.                            | 440/460/480V   |
| 2次電圧 Secondary Volt.                          | 100/110/115/120V   |
| 2次電流 Secondary Curr.                          | 30/27.3/26.1/25A   |
| 絶縁抵抗 Insulation Resistance                    | P-E P-S S-E 100MΩ Min. at DC500V   |
| 絶縁耐圧 Dielectric Withstand Volt.               | P-E AC 60Hz 4.0kV / 1min.<br>P-S AC 60Hz 5.0kV / 1min.<br>S-E AC 60Hz 2.5kV / 1min.                  |
| トランス質量 Transformer Mass                       | 39kg   |
| 絶縁種別 Insulation Class                         | Class 180(H)   |
| 定格周囲温度 Ambient Temp.                          | 40°C   |
| 適用規格 Standard                                 | UL5085-1, UL5085-2<br>C22.2<br>EN61558-1, EN61558-2-4<br>IEC61558-1, IEC61558-2-4<br>BS EN IEC 63000 |
| ULファイルNo. UL File No.                         | E219074  |
| EN, IECマーク EN, IEC Mark                       | Non short circuit proof isolating transformer  |
| 推奨保護装置定格 Recommended protection device rating | Pri. Circuit Breaker 15A<br>Sec. Circuit Breaker 30A<br>(IEC60947-2 or IEC60934)                     |



|                   |  |             |                  |            |                  |             |                  |            |                  |             |                  |            |                  |
|-------------------|--|-------------|------------------|------------|------------------|-------------|------------------|------------|------------------|-------------|------------------|------------|------------------|
| 訂正者<br>Checked by | 訂正事項<br>Comments                           | 訂正日<br>Date | 訂正記号<br>Rev. No. | 改訂<br>Ver. | 訂正事項<br>Comments | 訂正日<br>Date | 訂正記号<br>Rev. No. | 改訂<br>Ver. | 訂正事項<br>Comments | 訂正日<br>Date | 訂正記号<br>Rev. No. | 改訂<br>Ver. | 訂正事項<br>Comments |
|                   | EN, IEC standard update, BS standard added | 21.07.01    |                  | 1          | N.Marukai        |             |                  |            |                  |             |                  |            |                  |

IMAI ELECTRIC  
今井電機株式会社

設計 DESIGNED DATE 19.07.01  
 DRAWN N.Marukai  
 APPROVED M.Fujitaka

品名 DESCRIPTION Dry Type Isolating Transformer  
 尺度 SCALE 単位 UNIT mm  
 表面処理 FINISH

質量は標準仕様の値を記入しており、実測値と異なる場合もあります。  
 摘要 REMARKS  
 型名 MODEL IEH1-B3000S-453  
 図番 DWG. NO. SIEH1B3000453  
 改訂 Ver. 1