回路図
Circuit Diagram

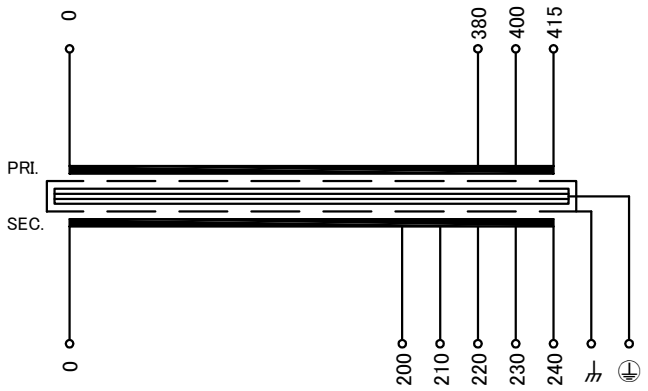


端子台配列 Terminal arrangement

| | | | | | | | |
|---|---|---|---|---|---|---|---|
| PRI. | P<br>0 | 380 | 400 | 415 | | | |
| SEC. | S<br>0 | 200 | 210 | 220 | 230 | 240 | ⏚ ⏚ |

端子台 Terminal
(締付トルク Tightening Torque)
PRI. FPS-20 4P M3.5(0.8～1.4N・m)
SEC. FPS-20 6P M3.5(0.8～1.4N・m)
⏚ FPS-20 1P M3.5(0.8～1.4N・m)
⏚ TFE20 1P M3.5(1.0～1.3N・m)

仕様
Specification

| | | | |
|---|---|---|---|
| 定格<br>Rating | 連続<br>Cont. | | |
| 容量<br>Capacity | 300VA | | |
| 相数<br>Phase | 1～ | 周波数<br>Frequency | 50/60Hz |
| 1次電圧<br>Primary Volt. | 380/400/415V | | |
| 2次電圧<br>Secondary Volt. | 200/210/220/230/240V | | |
| 2次電流<br>Secondary Curr. | 1.5/1.43/1.36/1.30/1.25A | | |
| 絶縁抵抗<br>Insulation Resistance | | | |
| P-E P-S S-E | 100MΩ Min. at DC500V | | |
| 絶縁耐圧<br>Dielectric Withstand Volt. | | | |
| P-E | AC 60Hz 4.0kV / 1min. | | |
| P-S | AC 60Hz 5.0kV / 1min. | | |
| S-E | AC 60Hz 2.5kV / 1min. | | |
| トランス質量<br>Transformer Mass | 7.5kg | | |
| 絶縁種別<br>Insulation Class | Class 130(B) | | |
| 定格周囲温度<br>Ambient Temp. | 40℃ | | |
| 適用規格<br>Standard | UL5085-1, UL5085-2<br>C22.2<br>EN61558-1, EN61558-2-4<br>IEC61558-1, IEC61558-2-4<br>BS EN IEC 63000 | | △1 |
| ULファイルNo.<br>UL File No. | E219074 | | |
| EN, IECマーク<br>EN, IEC Mark | Non short circuit proof<br>isolating transformer | | |
| 推奨保護装置定格<br>Recommended protection device rating | | | |
| | Pri. Circuit Breaker 2A<br>Sec. Circuit Breaker 2A<br>(IEC60947-2 or IEC60934) | | |

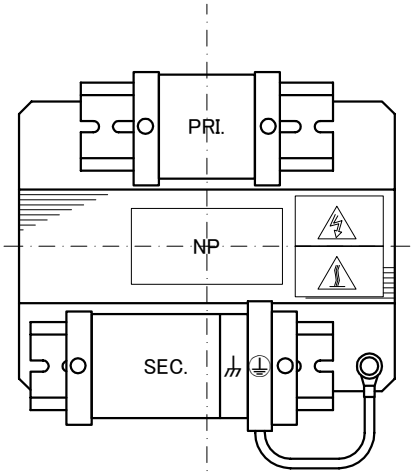


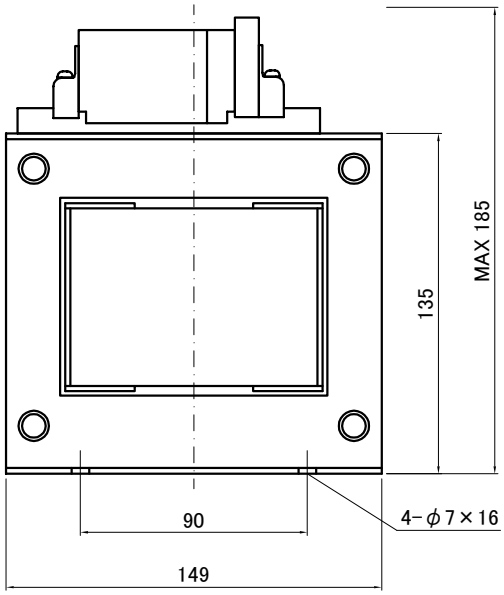


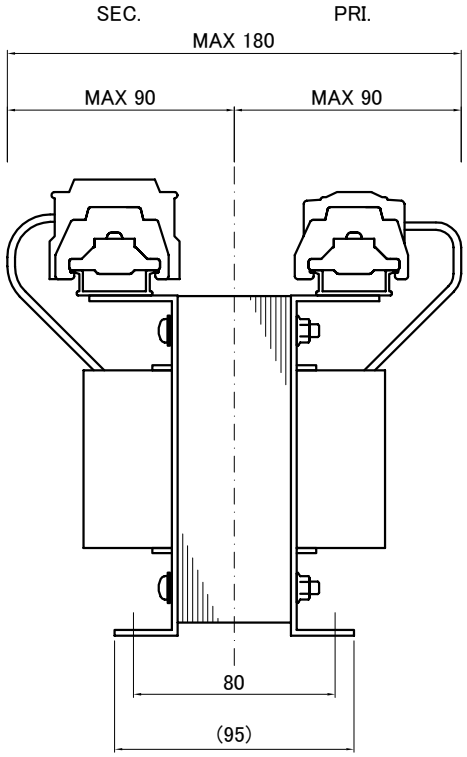


質量は標準仕様の値を記入してあり、実測値と異なる場合もあります。

| 訂正記号 Rev. No. | 訂正日 Date | 訂正事項 Content | 改訂 Ver. | 訂正者 Designed |
|---|---|---|---|---|
| △1 | 21.07.01 | EN, IEC standard update, BS standard added | 1 | N.Marukai |

| | | | |
|---|---|---|---|
| IMAI ELECTRIC<br>今井電機株式会社 | 設計 DESIGNED<br>DATE 19.07.01 | 品名 DESCRIPTION<br>Dry Type Isolating Transformer | 摘要 REMARKS |
| | DRAWN<br>N.Marukai | 尺度 SCALE / 単位 UNIT mm | 型名 MODEL<br>IEB1-B0300S-753 |
| | APPROVED<br>M.Fujitaka | 表面処理 FINISH | 図番 DWG. NO.<br>SIEB1B0300753 改訂 Ver. 1 |